

Features

- SMD filter consisting of coupled resonators with stepped impedances
- $(\text{NdBa})\text{TiO}_3$ ($\epsilon_r = 88 / TC_f = 0 \pm 10 \text{ ppm/K}$) with a coating of copper ($10\mu\text{m}$) and tin ($>5\mu\text{m}$)
- Excellent reflow solderability, no migration effect due to copper/tin metallization

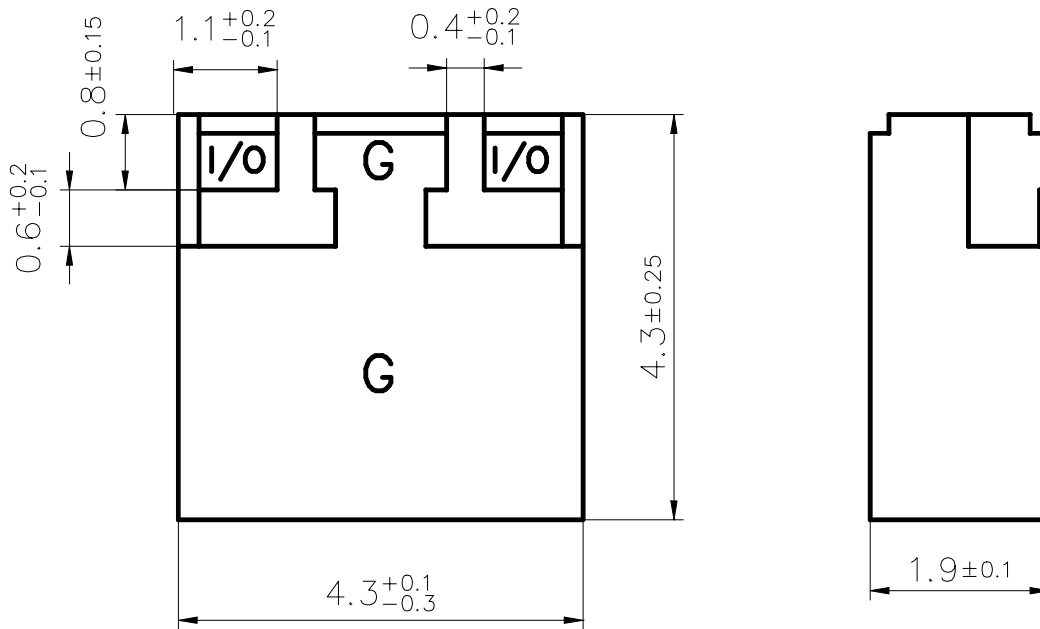
Index

- Page 2
 - Component drawing
 - Recommended footprint
- Page 3
 - Characteristics
 - Maximum ratings
 - Typical passband characteristic
- Page 4
 - Processing information
 - Soldering requirements
 - Delivery mode

ISSUE DATE	27.05.03	ISSUE	P8	PUBLISHER	SAW MWC PD F	PAGE	1/4
------------	----------	-------	----	-----------	--------------	------	-----

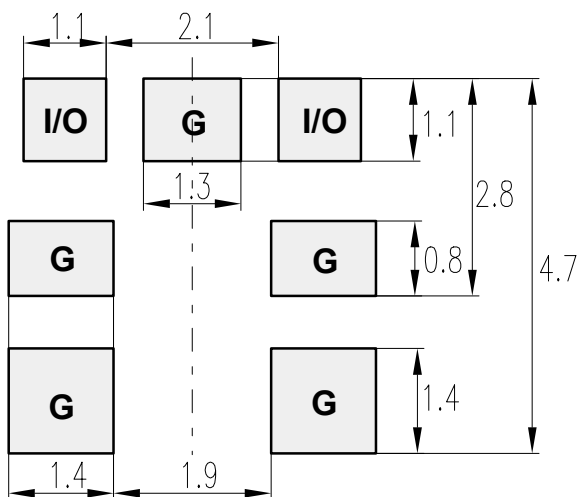
Preliminary Datasheet

Component drawing

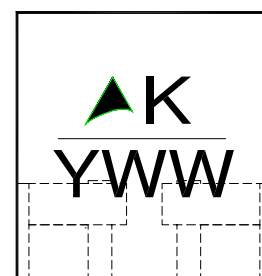


View from below onto the solder terminals and view from beside

Recommended footprint



Top view



FPS3P21X.DOC

ISSUE DATE	27.05.03	ISSUE	P8	PUBLISHER	SAW MWC PD F	PAGE	2/4
------------	----------	-------	----	-----------	--------------	------	-----



Preliminary Datasheet

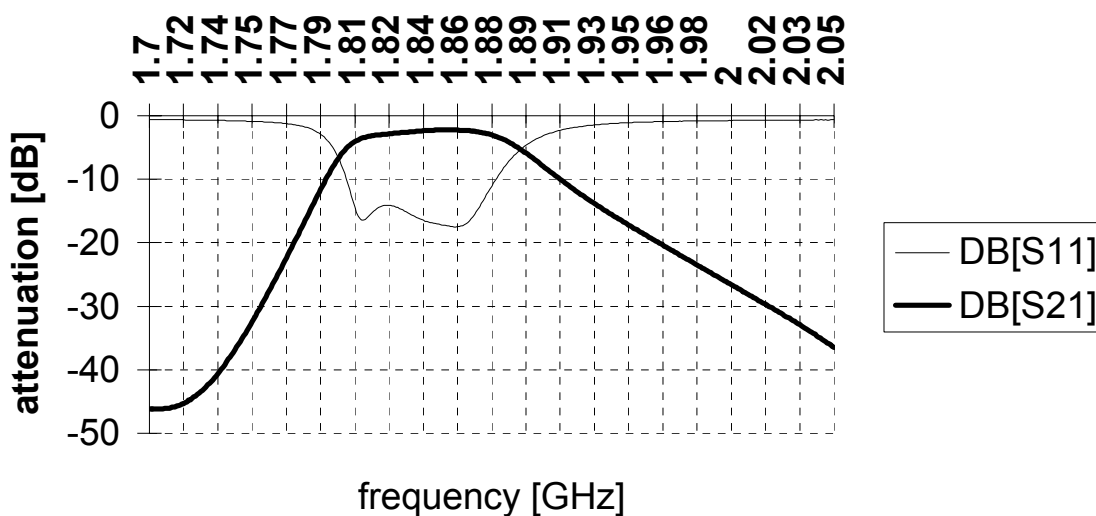
Characteristics (items marked with * must still be correlated to customer print, top surface may have additional contact to ground)

		min.	typ.	max.	
Center frequency	f_c	-	1842.5	-	MHz
Insertion loss	α_{IL}		3.5	3.7	dB
Passband	B	75			MHz
Amplitude ripple (peak - peak)	$\Delta\alpha$		1.5	2.0	dB
Standing wave ratio	SWR		1.5	2.2	
Impedance	Z		50		Ω
Attenuation	α				
	at DC to 1430 MHz	38	45		dB
	at 1430 to 1705 MHz	32	45		dB
	at 1705 to 1785 MHz	13	14		dB
	at 1920 to 1980 MHz	12	13		dB
	at 1980 to 2400 MHz	20	28		dB
	at 3975 to 4200 MHz	10	12		dB

Maximum ratings

IEC climatic category (IEC 68-1)		- 40/+ 90/56	
Operating temperature	T_{op}	- 20 / + 80	°C

Typical Passband Characteristics



Preliminary Datasheet

Processing information

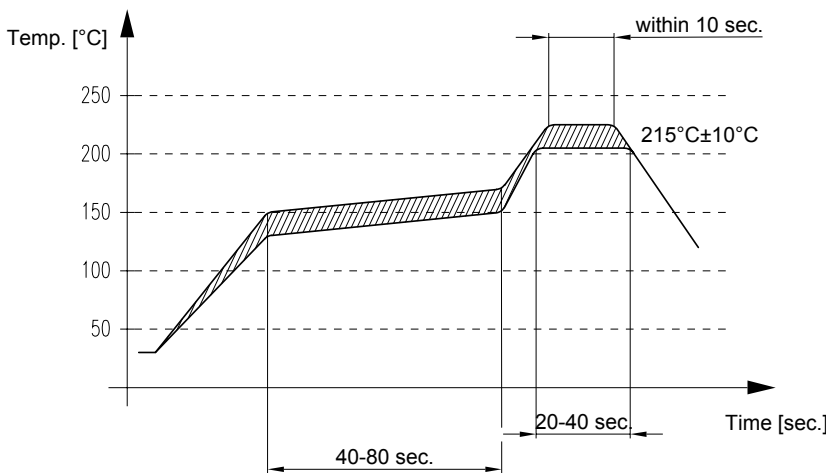
ZNr.: 551 (FILT95_2)

- Wettability to IEC 68-2-58: $\geq 75\%$ (after aging)

Soldering requirements

Soldering type	reflow	
Maximum soldering temperature (measuring point on top surface of the component)	235 (max. 2 sec.) 225 (max. 10 sec.)	°C °C

Recommended soldering conditions (infrared):



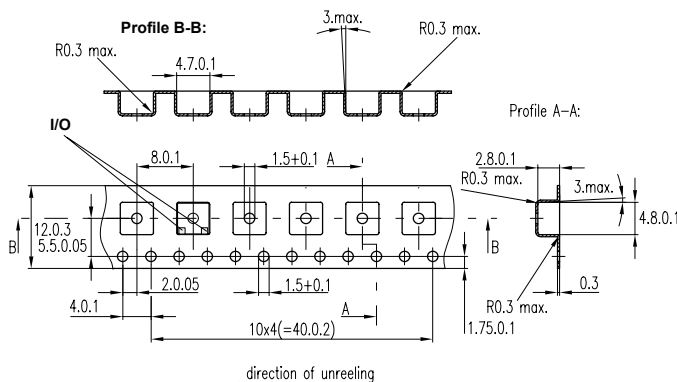
LOETPROF.DOC

Marking

K475+Delivery Week

Delivery mode

- Blister tape acc. to IEC 286-3, polyester, grey
- Pieces/tape: 3000
- All components with type specific marking and Date Code (Year- Week of Year: 'YWW')



© EPCOS AG 2001. All Rights Reserved. Reproduction, publication and dissemination of this data sheet, enclosures hereto and the information contained therein without EPCOS' prior express consent is prohibited.

The information contained in this data sheet describes the type of component and shall not be considered as guaranteed characteristics. Purchase orders are subject to the General Conditions for the Supply of Products and Services of the Electrical and Electronics Industry recommended by the ZVEI (German Electrical and Electronic Manufacturers' Association), unless otherwise agreed.

ISSUE DATE	27.05.03	ISSUE	P8	PUBLISHER	SAW MWC PD F	PAGE	4/4
------------	----------	-------	----	-----------	--------------	------	-----