

# SPECIFICATION

受 控

Customer : QUARTZ

Applied To :

Product Name : Magnetic Transducer

Model Name : DAPG1285B-1864




Drawing No. : OEM1864R

Compliance with RoHS(本品符合ROHS指令)

Signature of Approval

--

Signature of KEPO

Approved by	Checked by	Issued by	Date
			2010-03-04

宁波凯普电子有限公司

Ningbo Kepo Electronics Co.,Ltd.



宁波东钱湖镇东钱湖工业区宝源路 25 号

TEL:+86-574-88370330 FAX:+86-574-88370329

No.25 Baoyuan road Dongqian Lake, Industry Area, Dongqian town, Ningbo City, China(Post Code:315121)

[Sales@chinaacoustic.com](mailto:Sales@chinaacoustic.com)

[www.chinaacoustic.com](http://www.chinaacoustic.com)

Specification for Magnetic Transducer		Page	2/10
Model No. :                   DAPG1285B-1864		Revision No.	1.0
		Drawing No.	OEM1864R

## CONTENTS

1. Scope  
范围
2. General  
概要
3. Electrical and Acoustic Characteristics.  
电声参数
4. Reliability Test  
可靠性试验
5. Measurement Block Diagram & Response curve  
测试图和曲线图
6. Structure  
结构
7. Dimensions  
尺寸
8. Packing  
包装
9. Revision  
履历表

Specification for Magnetic Transducer		Page	3/10
		Revision No.	1.0
Model No. :	DAPG1285B-1864	Drawing No.	OEM1864R

## 1. Scope

This product specification is applied to the Magnetic Transducer in alarm systems. Please contact us when using this product for any other applications than described in the above.

本规格书适用于电磁式声响器，通常它用在系统中做报警或提示的声响器用，如果将该产品用于其它领域，请与我们联系。

## 2. General

2.1 Out-Diameter : Ø12 mm

外径: Ø12 mm

2.2 Height : 8.5mm

高度: 8.5 mm

2.3 Weight : 2 g

重量: 2克

2.4 Operating Temperature range:

-20~+70°C without loss of function

工作温度: -20~+70°C

Store Temperature range:

-30~+80°C without loss of function

储藏温度: -30~+80°C

2.5 According to the No.7 of RoHS Exemptions, lead-based solder alloys containing 85% by weight or more lead (Sn10Pb90)

根据"欧盟RoHS指令豁免条款"第7条规定,使用了铅含量超过85%的锡铅合金焊料 (Sn10Pb90)

## 3. Electrical and Acoustic Characteristics.

Test condition : 15 ~ 35 °C , 25% ~ 85% RH, 860~1060 mbar

测试条件: 15~35 °C , 25%~85%RH , 860~1060mbar

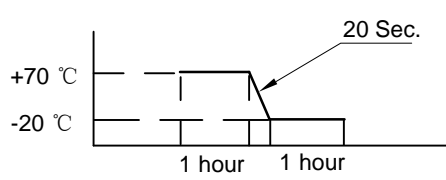
	Items 项目	Specification 规格
1	Rated Voltage 额定电压	1.5V
2	Operating Voltage 工作电压	1~2V
3	Max. Rated Current 额定电流	10mA/1.5V
4	Resonant Frequency 谐振频率	2048Hz
5	Min. Sound Pressure Level 额定声压	80dB/1.5V/2048Hz/10cm
6	Coil Resistance 直流阻抗	42±6 Ω
7	Coil Impedance 交流阻抗	120 Ω
8	Case Material/Color 壳体材质/颜色	Noryl/Black

Specification for Magnetic Transducer		Page	4/10
Model No. : DAPG1285B-1864		Revision No.	1.0
		Drawing No.	OEM1864R

## 4. Reliability Test

After test(1~8item), the transducer S.P.L . difference shall be within  $\pm 10\text{dB}$ , and the appearance not exist any change to be harmful to normal operation(e.g.cracks,rusts,damages and especially distortion).

在1-8项试验后，声响器的声压变化值在 $\pm 10\text{dB}$ 之内，外观无变化（例如：开裂、生锈、损伤、变形等现象）。

	Item	Specification
1	High Temperature Test 高温试验	<p>After being worked in a chamber with <math>+70\pm 2\text{ }^\circ\text{C}</math> for 2h and then being placed in natural condition for 2h, sounder shall be measured.</p> <p>将产品置于 <math>+70\pm 2\text{ }^\circ\text{C}</math> 试验箱中，先工作 2小时，然后在正常大气压条件下恢复2小时后，进行测量</p>
2	Low Temperature Test 低温试验	<p>First being worked in a chamber with <math>-20\pm 2\text{ }^\circ\text{C}</math> for 2h and then being placed in a chamber with <math>-20\pm 2\text{ }^\circ\text{C}</math> for 16h, finally being placed in natural condition for 2h, sounder shall be measured.</p> <p>将产品置于 <math>-20\pm 2\text{ }^\circ\text{C}</math> 试验箱中，先工作 2小时，再放置16小时，然后在正常大气压条件下恢复2小时后，进行测量</p>
3	Humidity Test 潮湿试验	<p>After being placed in a chamber with 90 to 95%R.H. at <math>+40\pm 2\text{ }^\circ\text{C}</math> for 2 h and then being placed in natural condition for 2h , sounder shall be measured.</p> <p>将产品置于湿度为 90~95%R.H，温度为<math>40\pm 2\text{ }^\circ\text{C}</math>试验箱中 2小时，然后在正常大气压条件下恢复2小时后，进行测量</p>
4	Thermal Shock Test 热冲击试验	<p>After being worked in a chamber at <math>+70\text{ }^\circ\text{C}</math> for 1 hour, then sounder shall be placed in a chamber at <math>-20\text{ }^\circ\text{C}</math> for 1 hour(1 cycle is the below diagram).</p> <p>After 6 above cycles, sounder shall be measured after being placed in natural condition for 1 hour.</p> <p>将产品置于<math>+70\pm 2\text{ }^\circ\text{C}</math>试验箱中，先工作1小时，然后将产品置于<math>-20\pm 2\text{ }^\circ\text{C}</math>试验箱中，再工作1小时，经过6个循环后，在正常大气压条件下恢复1小时，进行测量</p> 

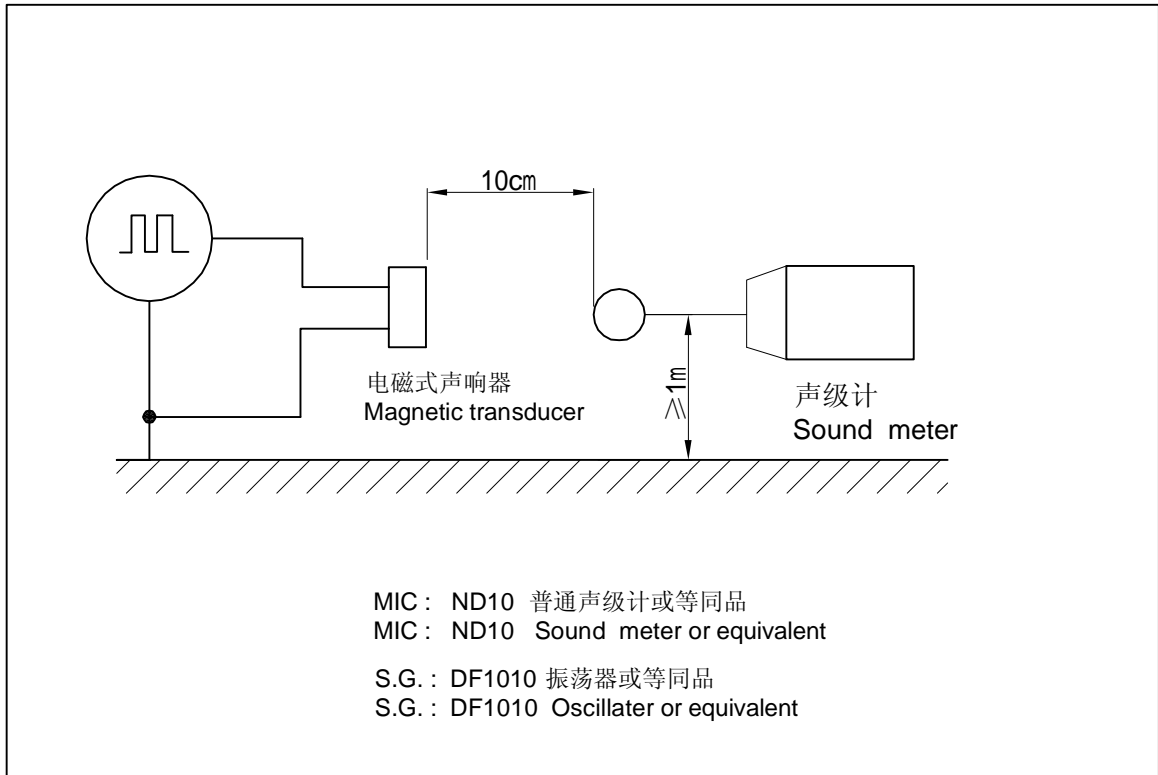
Specification for Magnetic Transducer		Page	5/10
Model No. :               DAPG1285B-1864		Revision No.	1.0
		Drawing No.	OEM1864R

#### 4. Reliability Test

	Item	Specification
5	Vibration Resistance 振动试验	<p>Sounder shall be measured after being applied vibration of amplitude of 1.5mm with 10 to 30Hz band of vibration frequency to each of 3 perpendicular directions for 2 hour.</p> <p>振幅为1.5mm，频率为10~30Hz，三个不同轴方向各振动2小时，试验后进行测量。</p>
6	Drop Test 跌落试验	<p>Sounder packed in the carton are dropped in six direction from the height of 80cm to the concrete floor.</p> <p>跌落高度80cm,6个不同方向整箱跌落到水泥地，试验后进行测量。</p>
7	Solderability 可焊性试验	<p>Lead terminals are immersed in rosin for 5 seconds and then immersed in solder bath of <math>+260\pm 5^{\circ}</math> C for <math>3\pm 0.5</math> seconds.</p> <p>插针浸入松香5秒，然后再浸入<math>+260\pm 5^{\circ}</math> C的锡炉中<math>3\pm 0.5</math>秒，插针表面应覆盖一层光滑明亮的焊料。</p>
8	Terminal Strength Pulling 插针强度试验	<p>The force 10 seconds of 9.8N is applied go each terminal in axial direction.</p> <p>插针应承受9.8N拉力，拉力时间10秒，插针无松动和脱落等现象。</p>

Specification for Magnetic Transducer	Page	6/10
	Revision No.	1.0
	Drawing No.	OEM1864R
Model No. :	DAPG1285B-1864	

## 5. Measurement Block Diagram & Response curve



01/21/2008 10:03

CRY6125F 蜂鸣器测试仪 V91

无框 滤波器无

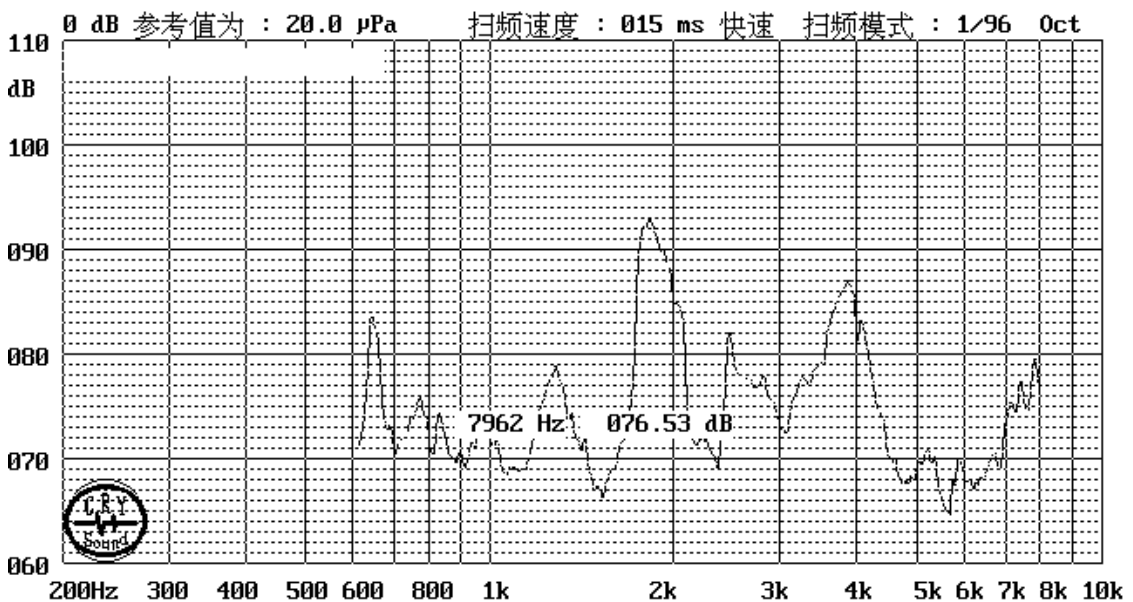
型号: KP12-G185B

Fc= 2048 Hz 084.71 dB

正向方波


电压: 1500 mV

Fo= 1815 Hz 093.07 dB



Specification for Magnetic Transducer		Page	7/10
Model No. :                   DAPG1285B-1864		Revision No.	1.0
		Drawing No.	OEM1864R

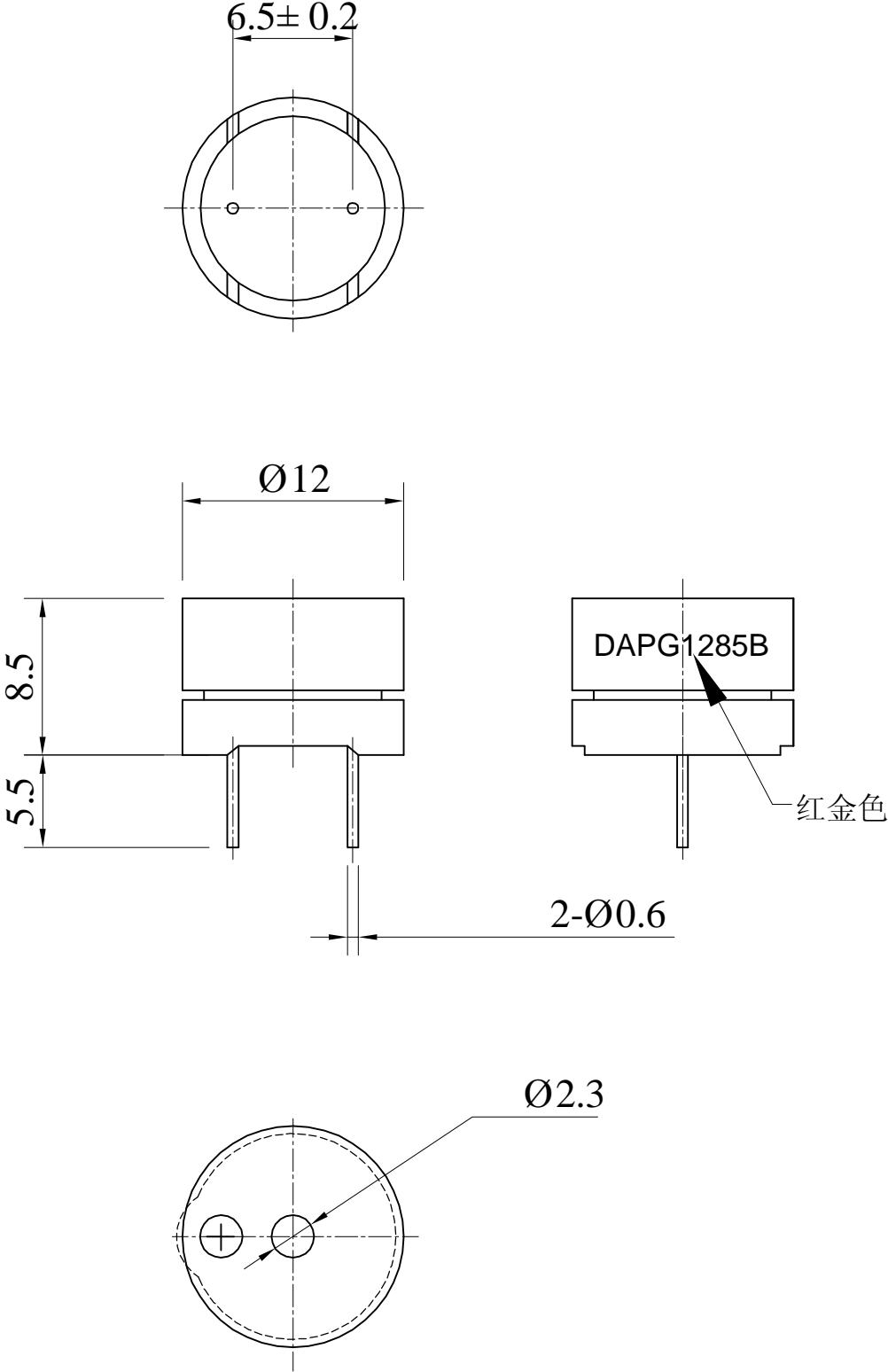
## 6. Structure



6	Case 壳体	2	NORYL	
5	T Core T铁	1	Fe	
4	Coil 线圈	1	QANR	
3	Magnetic ring 磁环	1	—	
2	PCB 印制板	1	—	
1	Diaphragm 膜片	1	—	
No.	Part Name 型号	数量 Q'TY	Material 材质	Remark 备注

Specification for Magnetic Transducer		Page	8/10
		Revision No.	1.0
Model No. :	DAPG1285B-1864	Drawing No.	OEM1864R

### 7. Dimensions



FIRST ANGLE PROJECTION

UNIT : mm  
Tolerance :  $\pm 0.5$

Specification for Magnetic Transducer	Page	9/10
	Revision No.	1.0
Model No. : DAPG1285B-1864	Drawing No.	OEM1864R

## 8. Packing



Picture 6000PCS

QTY: 6000Pcs

460 x295 x350mm

